

# SOME DIMENSIONS OF SPACES OF FINITE TYPE INVARIANTS OF VIRTUAL KNOTS

DROR BAR-NATAN, IVA HALACHEVA, LOUIS LEUNG, AND FIONNTAN ROUKEMA

ABSTRACT. We compute many dimensions of spaces of finite type invariants of virtual knots (of several kinds) and the dimensions of the corresponding spaces of “weight systems”, finding everything to be in agreement with the conjecture that “every weight system integrates”.

## 1. “STANDARD” VIRTUAL KNOTS

For “classical” finite type invariants of ordinary knots, as defined by the schematic difference relation  $\bowtie \rightarrow \nearrow - \searrow$  (see e.g. [BN1]), it is well known that “every weight system integrates”. In other words, every linear functional on chord diagrams which satisfies the 4T relation is the “top derivative” of some finite type invariant. Indeed, this simple minded statement is the main implication of the existence of the celebrated “Kontsevich integral” and of “configuration space integrals”, and it is closely related to “perturbative Chern-Simons theory” and to the theory of “Drinfel’d associators” (see overviews at [BS, BN2]).

The purpose of this note is to support the conjecture that the same is true in the context of “v-knots” or “virtual knots” (and in fact, also in several closely related contexts). In this case finite type invariants are defined by the schematic difference relation  $\bowtie \rightarrow \times - \times$ . (See Section 2 for details.)

We wrote a computer program, available at [BHLR], to compute the dimensions (“dim  $\mathcal{W}_n$ ”) of spaces of weight systems (of v-knots) of various degrees, and using the “Polyak algebra” of [GPV], to also compute the dimensions (“dim  $\mathcal{V}_n/\mathcal{V}_{n-1}$ ”, or more shortly, “dim  $\mathcal{V}_{n/n-1}$ ”) of the spaces of finite type invariants (of v-knots) of various degrees (modulo invariants of lower degree). Here are the results:

Dimensions for round v-knots:	Dimensions for long v-knots:																																										
<table border="1" style="border-collapse: collapse; width: 100%;"> <tr><td style="padding: 2px 10px;"><math>n</math></td><td style="padding: 2px 5px;">0</td><td style="padding: 2px 5px;">1</td><td style="padding: 2px 5px;">2</td><td style="padding: 2px 5px;">3</td><td style="padding: 2px 5px;">4</td><td style="padding: 2px 5px;">5</td></tr> <tr><td style="padding: 2px 10px;">dim <math>\mathcal{W}_n</math></td><td style="padding: 2px 5px;">1</td><td style="padding: 2px 5px;">0</td><td style="padding: 2px 5px;">0</td><td style="padding: 2px 5px;">1</td><td style="padding: 2px 5px;">4</td><td style="padding: 2px 5px;">17</td></tr> <tr><td style="padding: 2px 10px;">dim <math>\mathcal{V}_{n/n-1}</math></td><td style="padding: 2px 5px;">1</td><td style="padding: 2px 5px;">0</td><td style="padding: 2px 5px;">0</td><td style="padding: 2px 5px;">1</td><td style="padding: 2px 5px;">4</td><td style="padding: 2px 5px;">17</td></tr> </table>	$n$	0	1	2	3	4	5	dim $\mathcal{W}_n$	1	0	0	1	4	17	dim $\mathcal{V}_{n/n-1}$	1	0	0	1	4	17	<table border="1" style="border-collapse: collapse; width: 100%;"> <tr><td style="padding: 2px 10px;"><math>n</math></td><td style="padding: 2px 5px;">0</td><td style="padding: 2px 5px;">1</td><td style="padding: 2px 5px;">2</td><td style="padding: 2px 5px;">3</td><td style="padding: 2px 5px;">4</td><td style="padding: 2px 5px;">5</td></tr> <tr><td style="padding: 2px 10px;">dim <math>\mathcal{W}_n</math></td><td style="padding: 2px 5px;">1</td><td style="padding: 2px 5px;">0</td><td style="padding: 2px 5px;">2</td><td style="padding: 2px 5px;">7</td><td style="padding: 2px 5px;">42</td><td style="padding: 2px 5px;">246</td></tr> <tr><td style="padding: 2px 10px;">dim <math>\mathcal{V}_{n/n-1}</math></td><td style="padding: 2px 5px;">1</td><td style="padding: 2px 5px;">0</td><td style="padding: 2px 5px;">2</td><td style="padding: 2px 5px;">7</td><td style="padding: 2px 5px;">42</td><td style="padding: 2px 5px;">246</td></tr> </table>	$n$	0	1	2	3	4	5	dim $\mathcal{W}_n$	1	0	2	7	42	246	dim $\mathcal{V}_{n/n-1}$	1	0	2	7	42	246
$n$	0	1	2	3	4	5																																					
dim $\mathcal{W}_n$	1	0	0	1	4	17																																					
dim $\mathcal{V}_{n/n-1}$	1	0	0	1	4	17																																					
$n$	0	1	2	3	4	5																																					
dim $\mathcal{W}_n$	1	0	2	7	42	246																																					
dim $\mathcal{V}_{n/n-1}$	1	0	2	7	42	246																																					

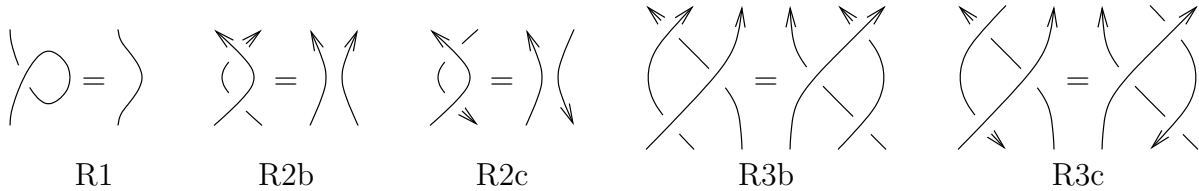
**Conjecture 1.** *The pattern of equalities appearing above continues. That is, every weight system for v-knots comes from a finite type invariant of v-knots.*

In Section 3, we study several variations of the notion of virtual knots and state analogous conjectures about their finite type invariants and weight systems.

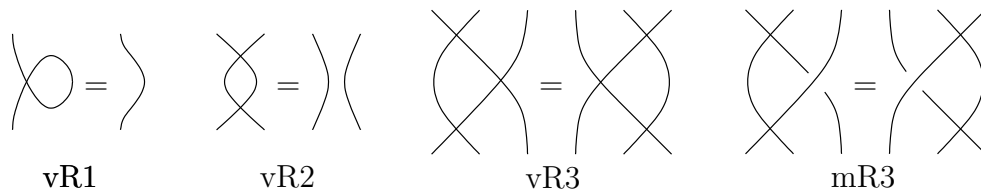
---

*Date:* Jan. 10, 2012. First edition Sep. 28, 2009. Electronic version, programs, and related files at [BHLR].  
 1991 *Mathematics Subject Classification.* 57M25.

*Key words and phrases.* virtual knots, Reidemeister moves, finite type invariants, weight systems, Polyak algebra.



**Figure 1.** Five types of Reidemeister moves. The “b” or “braid-like” moves R2b and R3b have all strands oriented the same way; such configurations could appear in a braid. The “c” or “cyclic” moves R2c and R3c contain a planar domain whose boundary is oriented cyclically. Such configurations cannot appear within a braid. Where no orientation is indicated, we mean “any”.



**Figure 2.** The virtual and mixed Reidemeister moves.

## 2. FINITE TYPE INVARIANTS AND WEIGHT SYSTEMS

For completeness, in this section we state all the definitions required for Conjecture 1, following Kauffman’s original definition of virtual knots ([Kau]) and Goussarov, Polyak and Viro’s ([GPV]) treatment of finite type invariants of virtual knots.<sup>1</sup>

**Definition 1.** [Kau] *A round virtual knot diagram is an immersion of an oriented circle in the plane (regarded up to planar isotopy) which has two allowed types of crossings: real and virtual, denoted by  $\times$  and  $\times$ , modulo the real Reidemeister moves, virtual Reidemeister moves and mixed Reidemeister 3 moves. Real Reidemeister moves can be found in Figure 1. For the virtual moves and the mixed Reidemeister 3 move, see Figure 2.*

We can consider formal linear combinations of virtual knot diagrams and extend the notion of finite type invariants to virtual knots.

**Definition 2.** [GPV] *A semivirtual crossing is a real crossing minus a virtual crossing, while all other crossings remain the same. Given an integer  $n$ , we say an invariant of virtual knots is of type  $n$  if it vanishes on all virtual knot diagrams with more than  $n$  semivirtual crossings, and an invariant is of finite type (or a “finite type invariant”) if it is of type  $m$  for some finite  $m$ . The space of all type- $n$  invariants is denoted  $\mathcal{V}_n$ .*

In analogy to the classical case, every finite type invariant induces a “weight system”.

**Definition 3.** *An arrow diagram is a diagram which contains an oriented circle, called the skeleton, and arrows joining pairs of distinct points on the skeleton, modulo the relations FI, 6T and XII (see Figure 3). The degree of a diagram is its number of arrows. The space of*

<sup>1</sup>An alternative notion of finite type invariants of virtual knots is given in Kauffman’s [Kau].



### 3. VARIANTS

The theory of finite type invariants of ordinary knots is rather “rigid” — it is the same for round or long knots, the framed and unframed cases are not too different (in particular, a complete understanding of one is equivalent to a complete understanding of the other), and there is little else that can be tinkered with. This is not the case for virtual knot theory — round and long and framed and unframed appear to be quite different, and there are several other “parameters” that can be turned on and off at will, leading to a significant number of apparently different “virtual knot theories”. In each such theory we start with a collection of virtual knot diagrams and then mod it out by some Reidemeister moves (see Figure 1). Some of the possible choices follow:

- Skeleton choices: We can take the skeleton of our virtual knots to be a circle (the “round” case) or a line (the “long” case). In the case of a line, we may restrict our attention to virtual knot diagrams all of whose (real) crossings are “descending” (a crossing is “descending” if the first time it is visited along the parametrization of the knot it is visited on the “over” strand).
- R23 choices: We may mod out by all R2 and R3 moves (this is the “standard” case), or only by the “braid-like” moves R2b and R3b, or we may skip R3 moves altogether and only mod out by R2b and R2c (“R2 only”). (See Figure 1.)
- R1 choices: We may or may not mod out by R1 moves.
- Other choices: The “Overcrossings Commute” relation is studied extensively in [BN3] and will not be studied here. “Flat” and “free” virtual knots are studied in [Ma1, Ma2] and will not be studied here. “Virtual braids” are left for a future study.

Each such virtual knot theory has a notion of finite type invariants (always defined by  $\otimes \rightarrow \times - \times$ ), and each one has a notion of “weight systems” (see Section 4). Hence the question “does every weight system come from a finite type invariant?” makes sense in many ways. We have studied  $18 = 3 \times 3 \times 2$  of these ways:

**Conjecture 2** (“18 in 1”). *For each skeleton choice (“round”, “long”, or “descending”), with R2 and R3 given either the “standard” or the “braid-like” or the “R2 only” treatment, with or without R1, and for every natural number  $n$ , every degree  $n$  weight system comes from a type  $n$  invariant.*

Using our program (see [BHLR]) we have verified the above conjecture for  $n \leq 5$  in all 18 cases. Below we display the dimensions of the spaces “ $\mathcal{V}_{n/n-1}$ ” of type  $n$  invariants modulo invariants of lower type (for each case). By our computer’s hard work the dimensions of the spaces “ $\mathcal{W}_n$ ” of weight systems are exactly the same, so they do not require a separate table. This equality of dimensions for all  $n$  is precisely the content of our conjecture. In all cases  $\dim \mathcal{V}_0 = \dim \mathcal{W}_0 = 1$ , so we only display the dimensions for  $n = 1, 2, 3, 4, 5$ :

dim $\mathcal{V}_{n/n-1}$ / dim $\mathcal{W}_n$ for ...		round v-knots	long v-knots	descending v-knots
standard R23	mod R1	0, 0, 1, 4, 17 <sup>(1)</sup>	0, 2, 7, 42, 246 <sup>(1)</sup>	0, 0, 1, 6, 34
	no R1	1, 1, 2, 7, 29	2, 5, 15, 67, 365	1, 1, 2, 8, 42
braid-like R23	mod R1	0, 0, 1, 4, 17 <sup>(2)</sup>	0, 2, 7, 42, 246 <sup>(2)</sup>	0, 0, 1, 6, 34 <sup>(2)</sup>
	no R1	1, 2, 5, 19, 77	2, 7, 27, 139, 813 <sup>(3)</sup>	1, 2, 6, 24, 120 <sup>(4)</sup>
R2 only	mod R1	0, 0, 4, 44, 648	0, 2, 28, 420, 7808	0, 0, 2, 18, 174
	no R1	1, 3, 16, 160, 2248	2, 10, 96, 1332, 23880	1, 2, 9, 63, 570

### Comments.

- (1) These are the “standard” virtual knots, as in Section 1.
- (2) The equality of these numbers with the numbers two rows above is a bit tricky. It is not true that R1 and the braid-like R23 imply the cyclic R23. Yet at the level of arrow diagrams, FI and 6T do imply the XII relations (naming as in Section 2). Thus the equality of dim  $\mathcal{W}_n$ 's is obvious, and assuming Conjecture 2 it implies the equality of the dim  $\mathcal{V}_{n/n-1}$ 's.
- (3) The spaces measured in this box are dual to (long arrow diagrams)/(6T relations), and these are the spaces most closely related to Lie bi-algebras [Hav, Leu, BN3]. Thus in the long run this box may prove to be the most important of the variants of “virtual knots” studied here.
- (4) We can show that in this case  $\dim \mathcal{W}_n \leq n!$  but we are missing the other inequality necessary to prove that  $\dim \mathcal{W}_n = n!$ .

In our computations we used the Polyak algebra techniques of [GPV] for the “ $\mathcal{V}$ ” spaces and straightforward linear algebra for the “ $\mathcal{W}$ ” spaces described below. The typical  $n = 5$  computation involves determining the rank of a very sparse matrix with a few tens of thousands rows and columns and takes about an hour of computer time. The main part of the program was written in Mathematica [Wol] with the heavier rank computations delegated to LinBox [PL].

**Why bother?** Why bother with such an “18 in 1” conjecture? We believe virtual knots in general, and the question studied here on finite type invariants of virtual knots in particular, might form the correct topological framework for the study of quantum groups and the quantization of Lie bi-algebras [Hav, BN3, EK]. But we are not sure yet which class of virtual knots it is that we should study. Is it the standard class, as in Section 1, or is it the one closest to Lie bialgebras, as in Comment (3) above? Or maybe it is something else, closely related?

Thus we believe that at least some of the 18 cases in Conjecture 2 are deeply interesting. As for the rest (the cases involving “R2 only” or “descending v-knots”, for example), these may play two kinds of roles in the future:

- (1) The apparently harder cases, involving all Reidemeister moves and round or long skeleta, appear quite hard. The “easier” cases may serve as “baby versions” that will force us to develop some of the techniques which we may later use while studying the harder cases.
- (2) We certainly hope that eventually all 18 cases (and maybe a few more) of Conjecture 2 will find a uniform solution. Thus the presence of so many variants of Conjecture 2

may serve as a further test of our understanding. Suppose we solved one of the “harder” cases. Is our solution modular enough to resolve all other cases as well?

#### 4. ARROW DIAGRAMS AND RELATIONS

This is a short descriptive section intended only to spell out in brief, for reasons of completeness, the definitions of the spaces  $\mathcal{W}_n$  of weight systems for each of the cases that we have considered. The details of how and why the spaces described below are related to finite type invariants of virtual knots can be found in [GPV, Pol].

As mentioned in Section 2 the spaces  $\mathcal{W}_n$  are always the duals  $\vec{\mathcal{A}}_n^*$  of spaces  $\vec{\mathcal{A}}_n$  of arrow diagrams modulo relations. For different virtual knot theories, we impose on  $\vec{\mathcal{A}}_n$  different combinations of “arrow diagram relations” in Figure 3.

The spaces  $\vec{\mathcal{A}}_n$  for round and long virtual knots are described in Section 2. For descending v-knots the skeleton is again a long line, but for the diagrams in  $\vec{\mathcal{A}}_n$  we allow only those whose arrows are oriented the same way as their skeleton (thus the sample diagram in Figure 4 would be excluded because two of its arrows are oriented against the orientation of the skeleton).

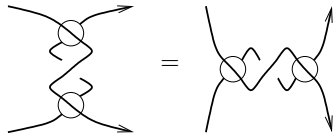
In the case of “standard R23”, we impose both 6T and XII on  $\vec{\mathcal{A}}_n$ . In the case of “braid-like R23” we impose 6T but not XII. In the “R2 only” case, we impose XII but not 6T.

We impose the FI relation in  $\vec{\mathcal{A}}_n$  iff we mod out by R1 at the level of v-knots.

In the case of descending v-knots, we only impose 6T if  $i < j < k$  (as sites along the oriented skeleton), we only impose XII if  $i < j$ , and we only impose the properly-oriented “left half” of FI.

The 6T and FI relations appear and are explained in [GPV, Pol]. For all we know, this is relation XII’s maiden appearance in the literature, and thus an explanation is in order. Below are two brief derivations of XII; the first direct and elementary, and the second using the Polyak algebra. All relevant definitions are in [GPV] and will not be repeated here.

**4.1. A Direct Derivation of XII.** The equality



of semi-virtual tangles is easy to verify directly, using the definitions of the semi-virtual crossing,  $\bowtie = \times - \times$ , and using only (virtual moves and) R2 moves (though both braid-like and cyclic ones). But in arrow notation, this is exactly the XII relation.

**4.2. A Polyak Algebra Derivation of XII.** The Polyak algebra  $\mathcal{P}_n$  is defined in [GPV]; it is a space of “signed arrow diagrams” modulo relations that correspond to the Reidemeister moves of knot theory. The relation corresponding to the R2 move is

$$\begin{array}{c} \text{---} \\ | \quad | \\ \text{+} \quad \text{-} \\ | \quad | \\ \text{---} \end{array} + \begin{array}{c} \text{---} \\ | \quad | \\ \text{+} \\ | \quad | \\ \text{---} \end{array} + \begin{array}{c} \text{---} \\ | \quad | \\ \text{-} \\ | \quad | \\ \text{---} \end{array} = 0 \tag{1}$$

Symbolically, with  $a$  denoting the  $+$  arrow and  $b$  denoting the  $-$  arrow, this is  $ab + a + b = 0$ , or  $b = -a - ab$ . Solving for  $b$  in terms of  $a$  and remembering that in  $\mathcal{P}_n$  we mod out by

degrees higher than  $n$ , we get  $b = -a + a^2 - a^3 + \dots$  (a finite sum). Thus the negative arrows can be eliminated in  $\mathcal{P}_n$  (this of course is very useful computationally, as it lowers the number of arrow diagrams that one needs to consider by a factor of about  $2^n$ ).

But in Equation (1) the orientation of the strands is not specified, and indeed, for braid-like R2 moves these strands come out with parallel orientations while for cyclic R2 moves they come out with opposite orientations. Thus we get two different formulas for negative arrows in terms of positive ones. The first, using parallel orientations in (1), and dropping the signs from the positive arrows, is

$$\begin{array}{c} \text{---} \\ | \\ \text{---} \end{array} = - \begin{array}{c} \text{---} \\ | \\ \text{---} \end{array} + \begin{array}{c} \text{---} \\ | \quad | \\ \text{---} \end{array} - \begin{array}{c} \text{---} \\ | \quad | \quad | \\ \text{---} \end{array} + \dots \tag{2}$$

In the second such formula, using opposite orientations in (1), we flip to the right the strand that was oriented to the left at the cost of getting all the  $a^k$  terms totally twisted:

$$\begin{array}{c} \text{---} \\ | \\ \text{---} \end{array} = - \begin{array}{c} \text{---} \\ | \\ \text{---} \end{array} + \begin{array}{c} \text{---} \\ / \quad \backslash \\ \text{---} \end{array} - \begin{array}{c} \text{---} \\ / \quad \backslash \quad / \quad \backslash \\ \text{---} \end{array} + \dots \tag{3}$$

Equating these two formulas and keeping only the lowest order terms that don't cancel out, we get the XII relation:

$$\begin{array}{c} \text{---} \\ / \quad \backslash \\ \text{---} \end{array} = \begin{array}{c} \text{---} \\ | \quad | \\ \text{---} \end{array}$$

The only benefit of the Polyak algebra derivation of XII is the following comment: in the computation of  $\dim \mathcal{P}_n$  (which is the same as  $\dim \mathcal{V}_n$ ) in the cases where all R2 moves are imposed, one may restrict attention only to  $+$  arrows, but then the full right-hand-sides of (2) and (3) have to be set equal, dropping only the terms of degree higher than  $n$ .

#### DISCLAIMER

Our computational results suggest what we believe are interesting conjectures. Yet in programming, bugs are a fact of life. An independent verification of our numbers, even without pushing beyond degree 5, would lend further support to Conjectures 1 and 2 and would be highly desirable.

#### ACKNOWLEDGEMENT

We thank Bradford Hovinen, B. David Saunders and William Turner of Project LinBox for helping us with sparse matrix computations, Karene Chu and A. Referees for some comments, and Carlo Petronio at the University of Pisa for allowing Fionntan Roukema the freedom to partake in the project. This work was partially supported by NSERC grant RGPIN 262178.

## REFERENCES

- [BN1] D. Bar-Natan, *On the Vassiliev knot invariants*, *Topology* **34** (1995) 423–472.
- [BN2] D. Bar-Natan, *Finite Type Invariants*, in *Encyclopedia of Mathematical Physics*, (J.-P. Francoise, G. L. Naber and Tsou S. T., eds.) Elsevier, Oxford, 2006 (vol. 2 p. 340).
- [BN3] D. Bar-Natan, *Finite Type Invariants of W-Knotted Objects: From Alexander to Kashiwara and Vergne*, in preparation, <http://www.math.toronto.edu/~drorbn/papers/WK0/>
- [BHLR] D. Bar-Natan, I. Halacheva, L. Leung, and F. Roukema, *Some Dimensions of Spaces of Finite Type Invariants of Virtual Knots* (self-reference), *Experimental Mathematics* **20-3** (2011) 282–287, paper, programs, and related files at <http://www.math.toronto.edu/~drorbn/papers/v-Dims/>, arXiv:0909.5169.
- [BS] D. Bar-Natan and A. Stoimenow, *The fundamental theorem of Vassiliev invariants*, in Proc. of the Århus Conf. *Geometry and physics*, (J. E. Andersen, J. Dupont, H. Pedersen, and A. Swann, eds.), lecture notes in pure and applied mathematics **184** (1997) 101–134, Marcel Dekker, New-York. Also arXiv:q-alg/9702009.
- [EK] P. Etingof and D. Kazhdan, *Quantization of Lie Bialgebras, I*, *Selecta Mathematica, New Series* **2** (1996) 1–41, arXiv:q-alg/9506005.
- [GPV] M. Goussarov, M. Polyak and O. Viro, *Finite type invariants of classical and virtual knots*, *Topology* **39** (2000) 1045–1068, arXiv:math.GT/9810073.
- [Hav] A. Haviv, *Towards a diagrammatic analogue of the Reshetikhin-Turaev link invariants*, Hebrew University PhD thesis, September 2002, arXiv:math.QA/0211031.
- [Kau] L. H. Kauffman, *Virtual Knot Theory*, *European Journal of Combinatorics* **20** (1999) 663–690, arXiv:math.GT/9811028.
- [Leu] L. Leung, *Combinatorial Formulas for Classical Lie Weight Systems on Arrow Diagrams*, University of Toronto preprint, December 2008, arXiv:0812.2342.
- [Ma1] V. O. Manturov, *On Free Knots*, arXiv:0901.2214.
- [Ma2] V. O. Manturov, *On Free Knots and Links*, arXiv:0902.0127.
- [Pol] M. Polyak, *On the Algebra of Arrow Diagrams*, *Letters in Mathematical Physics* **51** (2000) 275–291.
- [PL] Project *LinBox*, <http://www.linalg.org>.
- [Wol] S. Wolfram, *Mathematica*, <http://www.wolfram.com>.

DEPARTMENT OF MATHEMATICS, UNIVERSITY OF TORONTO, TORONTO ONTARIO M5S 2E4, CANADA  
*E-mail address:* drorbn@math.toronto.edu  
*URL:* <http://www.math.toronto.edu/~drorbn>

DEPARTMENT OF MATHEMATICS, UNIVERSITY OF TORONTO, TORONTO ONTARIO M5S 2E4, CANADA  
*E-mail address:* iva.halacheva@utoronto.ca

DEPARTMENT OF MATHEMATICS, UNIVERSITY OF TORONTO, TORONTO ONTARIO M5S 2E4, CANADA  
*E-mail address:* louis.leung@utoronto.ca

DEPARTMENT OF MATHEMATICS, UNIVERSITY OF PISA, LARGO BRUNO PONTECORVO 5, 56127 PISA, ITALY  
*E-mail address:* f.w.m.roukema.03@cantab.net