

Section 1 Course Evaluation Executive Summary

Course Name: Calculus I (A) MAT135H1-Y-LEC0101	Instructor: Bulent Esentepe
Course Code: MAT135H1	Section: LEC0101

Raters	Students
Responded	13
Invited	28

Part A. Core Institutional Items

Scale: 1 - Not At All 2 - Somewhat 3 - Moderately 4 - Mostly 5 - A Great Deal

Question	Summary	
	Mean	Median
I found the course intellectually stimulating.	3.8	4.0
The course provided me with a deeper understanding of the subject matter.	3.6	4.0
The instructor (Bulent Esentepe) created an atmosphere that was conducive to my learning.	4.0	5.0
Course projects, assignments, tests, and/or exams improved my understanding of the course material.	3.5	4.0
Course projects, assignments, tests and/or exams provided opportunity for me to demonstrate an understanding of the course material.	3.7	4.0
Institutional Composite Mean	3.7	-

Scale: 1 - Poor 2 - Fair 3 - Good 4 - Very Good 5 - Excellent

Question	Summary	
	Mean	Median
Overall, the quality of my learning experience in this course was:	3.8	4.0

7. Please comment on the overall quality of the instruction in this course.	See Section 2
8. Please comment on any assistance that was available to support your learning in this course.	See Section 2

Part B. Divisional Items

Scale: 1 - Not At All 2 - Somewhat 3 - Moderately 4 - Mostly 5 - A Great Deal

Question	Summary	
	Mean	Median
FAS001 The instructor (Bulent Esentepe) generated enthusiasm for learning in the course.	3.9	4.0

Scale: 1 - Very Light 2 - Light 3 - Average 4 - Heavy 5 - Very Heavy

Question	Summary	
	Mean	Median
FAS002 Compared to other courses, the workload for this course was...	2.8	3.0

Scale: 1 - Not At All 2 - Somewhat 3 - Moderately 4 - Mostly 5 - Strongly

Question	Summary	
	Mean	Median
FAS003 I would recommend this course to other students.	3.5	4.0

Part C: Departmental Items

Scale: 1 - Not At All 2 - Somewhat 3 - Moderately 4 - Mostly 5 - A Great Deal

Question	Summary	
	Mean	Median
The course instructor (Bulent Esentepe) explained concepts clearly.	3.7	4.0

Scale: 1 - Not At All 2 - Somewhat 3 - Moderately 4 - Mostly 5 - A Great Deal

Question	Summary	
	Mean	Median
The course instructor (Bulent Esentepe) was approachable.	4.4	5.0

Scale: 1 - Not At All 2 - Somewhat 3 - Moderately 4 - Mostly 5 - A Great Deal

Question	Summary	
	Mean	Median
The course instructor (Bulent Esentepe) answered questions clearly.	4.1	5.0

Scale: 1 - Poor 2 - Fair 3 - Good 4 - Very Good 5 - Excellent

Question	Summary	
	Mean	Median
UNIT(OQI) Overall, the quality of instruction provided by (Bulent Esentepe) in this course was:	3.8	4.0

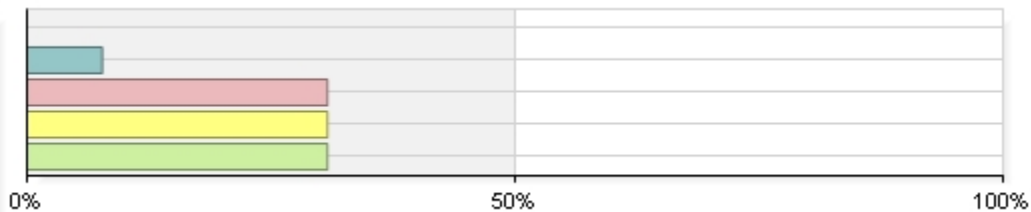
Section 2 Course Evaluation Details and Summaries

Response Distributions and Associated Statistics

Part A. Institutional Items

1. I found the course intellectually stimulating.

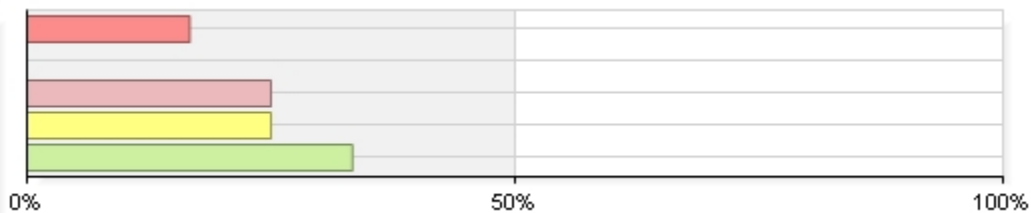
1 Not At All	0	0%
2 Somewhat	1	8%
3 Moderately	4	31%
4 Mostly	4	31%
5 A Great Deal	4	31%
Total	13	



Statistics	Value
Mean	3.8
Median	4.0
Mode	3, 4, 5
Standard Deviation	1.0

2. The course provided me with a deeper understanding of the subject matter.

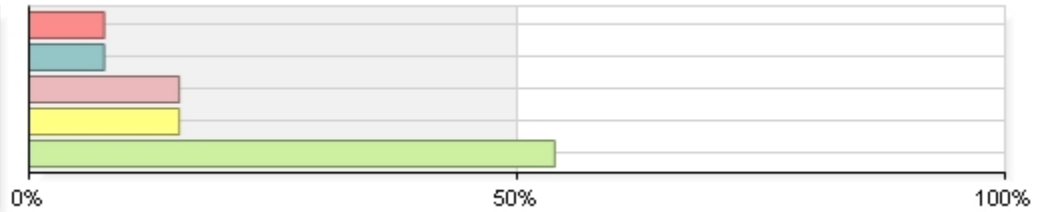
1 Not At All	2	17%
2 Somewhat	0	0%
3 Moderately	3	25%
4 Mostly	3	25%
5 A Great Deal	4	33%
Total	12	



Statistics	Value
Mean	3.6
Median	4.0
Mode	5
Standard Deviation	1.4

3. The instructor (**Bulent Esentepe**) created a course atmosphere that was conducive to my learning.

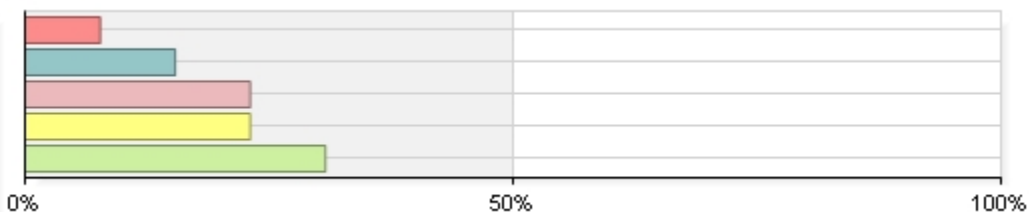
1 Not At All	1	8%
2 Somewhat	1	8%
3 Moderately	2	15%
4 Mostly	2	15%
5 A Great Deal	7	54%
Total	13	



Statistics	Value
Mean	4.0
Median	5.0
Mode	5
Standard Deviation	1.4

4. Course projects, assignments, tests and/or exams improved my understanding of the course material.

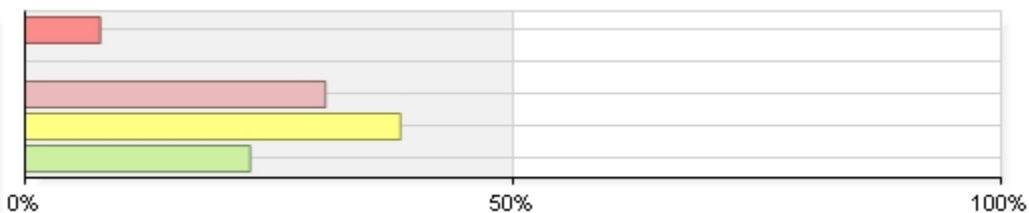
1 Not At All	1	8%
2 Somewhat	2	15%
3 Moderately	3	23%
4 Mostly	3	23%
5 A Great Deal	4	31%
Total	13	



Statistics	Value
Mean	3.5
Median	4.0
Mode	5
Standard Deviation	1.3

5. Course projects, assignments, tests and/or exams provided opportunity for me to demonstrate an understanding of the course material.

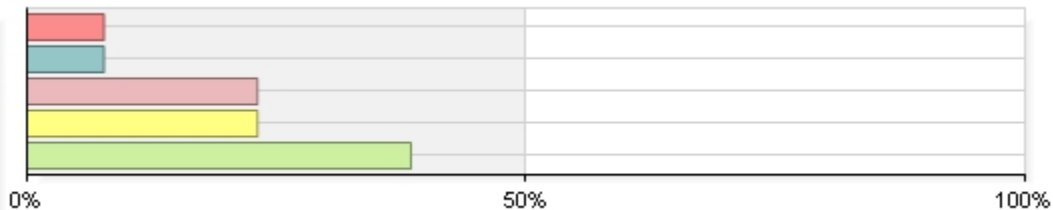
1 Not At All	1	8%
2 Somewhat	0	0%
3 Moderately	4	31%
4 Mostly	5	38%
5 A Great Deal	3	23%
Total	13	



Statistics	Value
Mean	3.7
Median	4.0
Mode	4
Standard Deviation	1.1

6. Overall, the quality of my learning experience in this course was....

1 Poor	1	8%
2 Fair	1	8%
3 Good	3	23%
4 Very Good	3	23%
5 Excellent	5	38%
Total	13	



Statistics	Value
Mean	3.8
Median	4.0
Mode	5
Standard Deviation	1.3

7. Please comment on the overall quality of the instruction in this course.

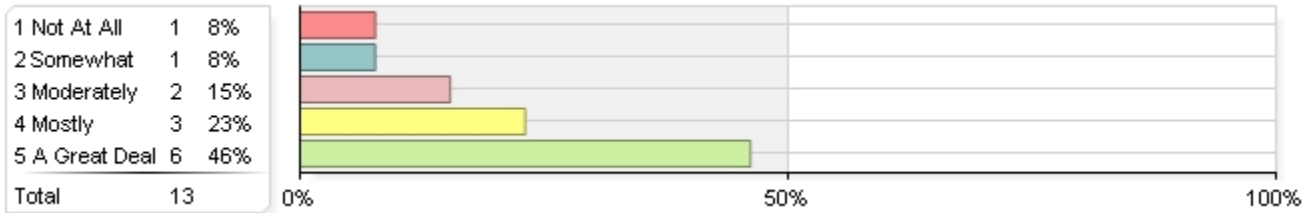
Comments
For his first time teaching a course, Professor Esentepe did a decent job. With regards to his teaching style, I would have preferred if he spoke louder and wrote larger/more clearly on the board. I also would have appreciated a slightly more lighthearted atmosphere. It felt like I was at a funeral most days.
Professor Ozgur provided exceptional learning methods that made the concepts easy to grasp.
The professor was amazing. Taught the course in a very logical and chronological manner. Very clear and explicit to understand.
The course itself was ok, I did find it much easier than my previous attempts at math.
While Bulent Esentepe does appear to have a strong understanding of the material himself, i found his instruction very poor. When explaining concepts steps were often skipped and the explanation was unclear. Additionally, a schedule of concepts was not provided on the syllabus at the beginning of the term. This added an extra challenge to learning because concepts were taught in a confusing order, and there was no time to prepare for it. At the very least, a schedule is essential because it allows students to have an overall idea of the course and prepare for topics that are more challenging.
Very good, the professor and TA (Johnathan) were very helpful and explained material thoroughly.
a very good teacher that made the material very understandable and consequently made the subject itself less scary
The overall instruction of the course was good. The lecturer was able to explain things in different ways to ensure understanding and answer any questions the class had.
I would have liked to have a clearer outline of what subjects we would be working on (syllabus) so that I could read ahead in the text book before class. The homework provided was good, but would have been better with more exercises to try, and available answers and/or working.
Excellent. My only question is: why the tests seem to obsessed with trigonometric, exponential and logarithmic functions?

8. Please comment on any assistance that was available to support your learning in this course.

Comments
There were frequent office hours which I appreciated in addition to weekly tutorials that I found to be somewhat helpful. The weekly quizzes were weighted a tad too heavily in my opinion though. There was also a math aid centre if that was not enough assistance.
The professor ensured that he had many office hour sessions available to come and ask questions.
Had several office hours and tutorials. Emails were always a way to ask for help too.
Extra office hours, help in class, online posts, extra practice questions.
there were weekly office hours that increased during exam time and weekly tutorials
There were regular office hours held weekly and extra hours available before exams
Bulent was extremely helpful throughout the course

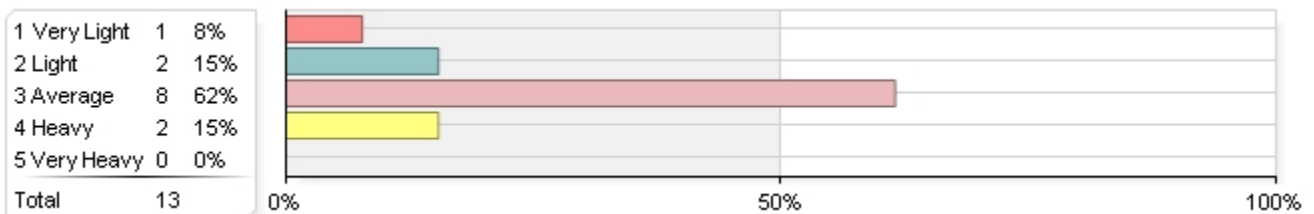
Part B. Divisional Items

The instructor (**Bulent Esentepe**) generated enthusiasm for learning in the course.



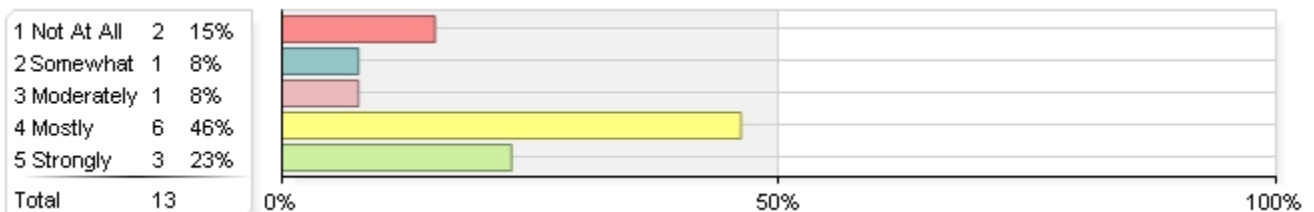
Statistics	Value
Mean	3.9
Median	4.0
Mode	5
Standard Deviation	1.3

Compared to other courses, the workload for this course was...



Statistics	Value
Mean	2.8
Median	3.0
Mode	3
Standard Deviation	0.8

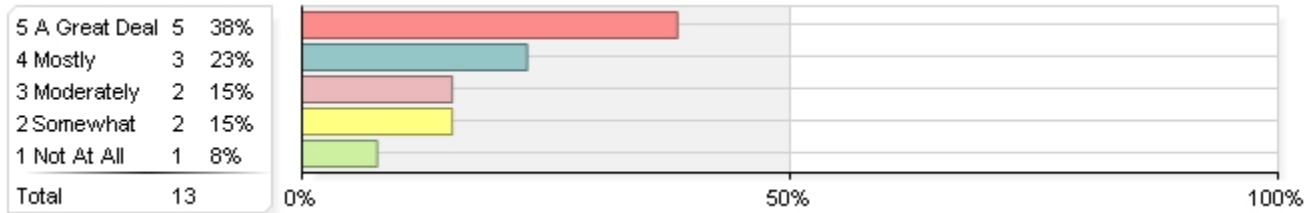
I would recommend this course to other students.



Statistics	Value
Mean	3.5
Median	4.0
Mode	4
Standard Deviation	1.4


Part C. Departmental Items

The course instructor (**Bulent Esentepe**) explained concepts clearly.




Statistics	Value
Mean	3.7
Median	4.0
Mode	5
Standard Deviation	1.4

The course instructor (**Bulent Esentepe**) was approachable.



Statistics	Value
Mean	4.4
Median	5.0
Mode	5
Standard Deviation	1.0

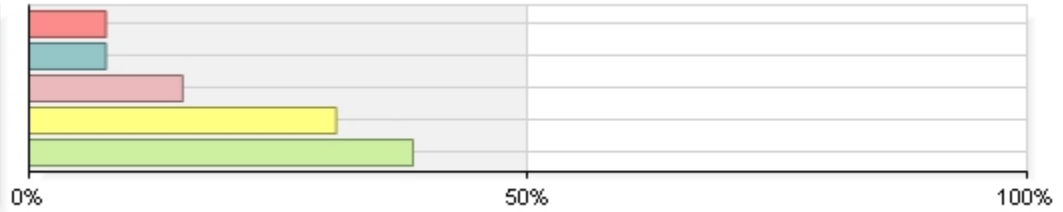
The course instructor (**Bulent Esentepe**) answered questions clearly.



Statistics	Value
Mean	4.1
Median	5.0
Mode	5
Standard Deviation	1.3

UNIT(OQI) Overall, the quality of instruction provided by (Bulent Esentepe) in this course was:

1 Poor	1	8%
2 Fair	1	8%
3 Good	2	15%
4 Very Good	4	31%
5 Excellent	5	38%
Total	13	

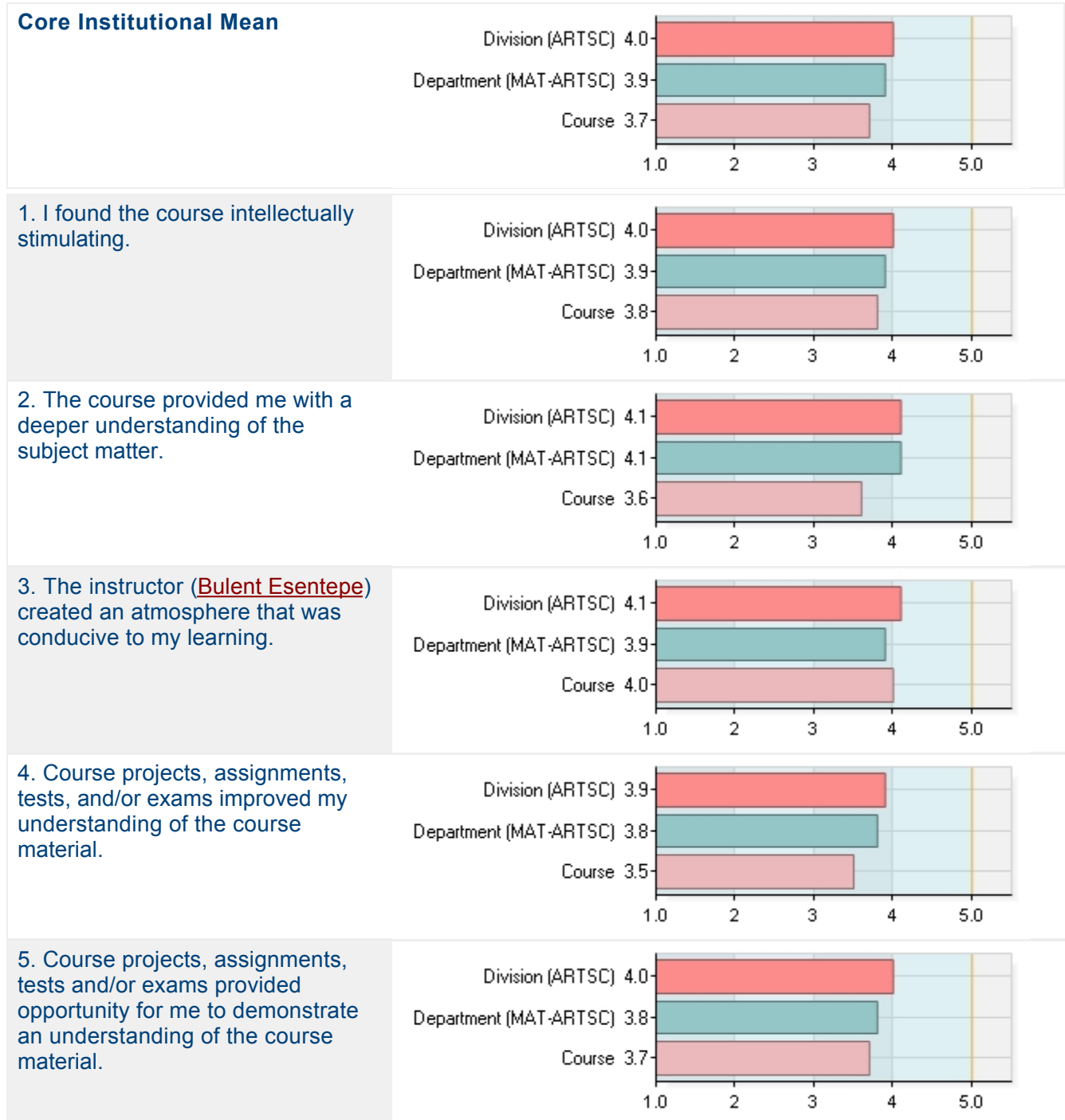


Statistics	Value
Mean	3.8
Median	4.0
Mode	5
Standard Deviation	1.3

Section 3. Comparative Data

Part A. Core Institutional Items

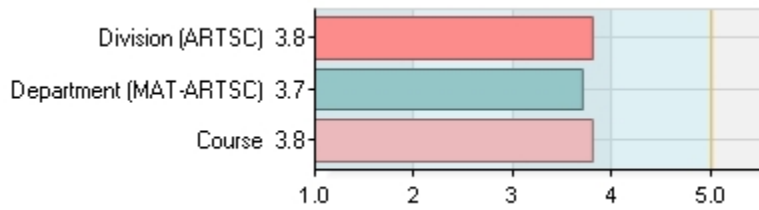
Scale: 1 - Not At All 2 - Somewhat 3 - Moderately 4 - Mostly 5 - A Great Deal



Section 3. Comparative Data (continued)

Scale: 1 - Poor 2 - Fair 3 - Good 4 - Very Good 5 - Excellent

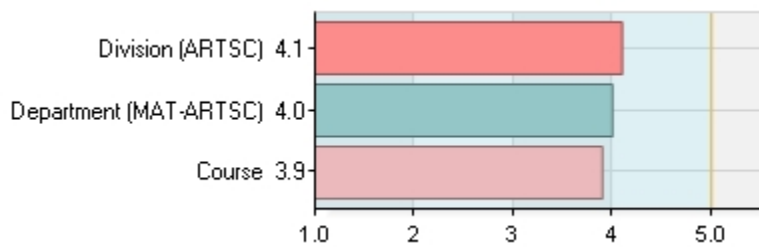
6. Overall, the quality of my learning experience in this course was:



Part B. Divisional Items

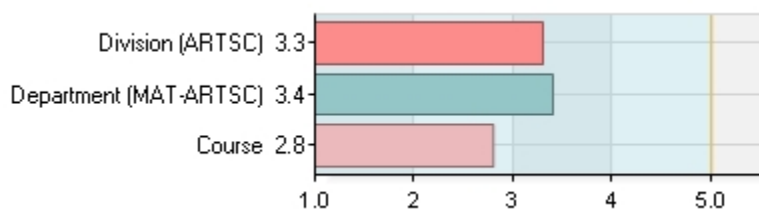
Scale: 1 - Not At All 2 - Somewhat 3 - Moderately 4 - Mostly 5 - A Great Deal

9. The instructor generated enthusiasm for learning in the course.



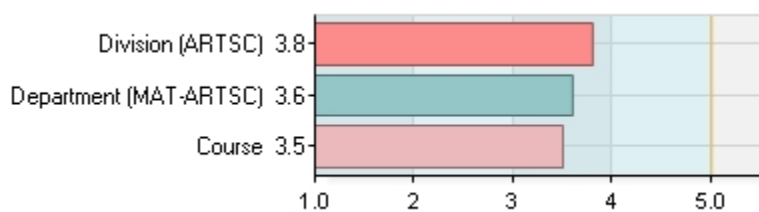
Scale: 1 - Very Light 2 - Light 3 - Average 4 - Heavy 5 - Very Heavy

10. Compared to other courses, the workload for this course was:



Scale: 1 - Not At All 2 - Somewhat 3 - Moderately 4 - Mostly 5 - Strongly

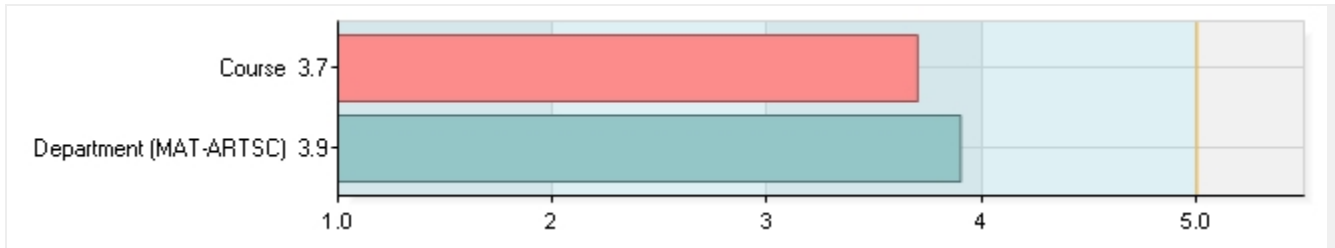
11. I would recommend this course to other students.



Part C: Departmental Items

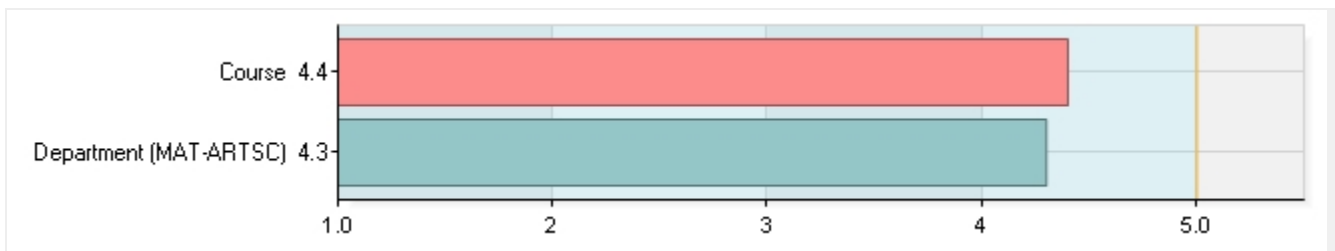
The course instructor (**Bulent Esentepe**) explained concepts clearly.

Scale: 1 - Not At All 2 - Somewhat 3 - Moderately 4 - Mostly 5 - A Great Deal



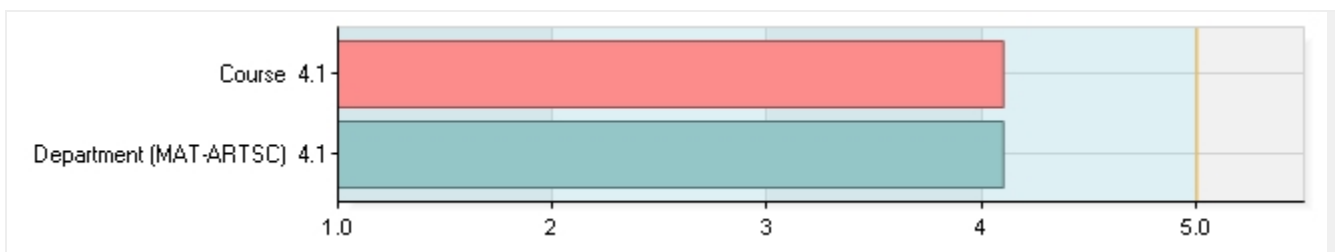
The course instructor (**Bulent Esentepe**) was approachable.

Scale: 1 - Not At All 2 - Somewhat 3 - Moderately 4 - Mostly 5 - A Great Deal

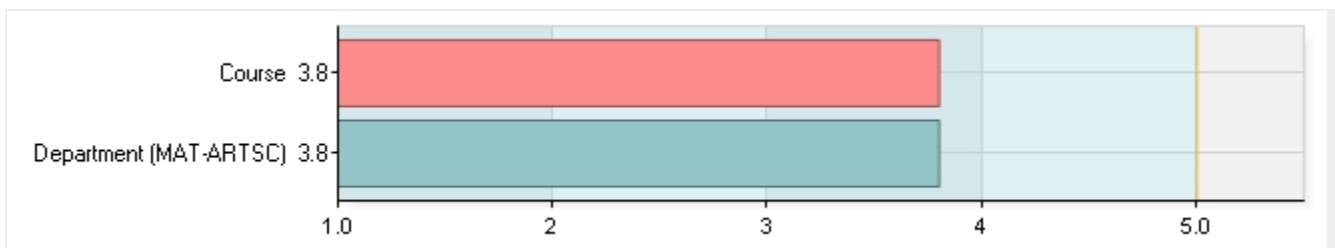


The course instructor (**Bulent Esentepe**) answered questions clearly.

Scale: 1 - Not At All 2 - Somewhat 3 - Moderately 4 - Mostly 5 - A Great Deal




UNIT(OQI) Overall, the quality of instruction provided by (**Bulent Esentepe**) in this course was:




Section 4. Formative Data

C-2. The course instructor (**Bulent Esentepe**) explained concepts clearly.



Statistics	Value
Mean	4.2
Median	5.0
Mode	5
Standard Deviation	1.3

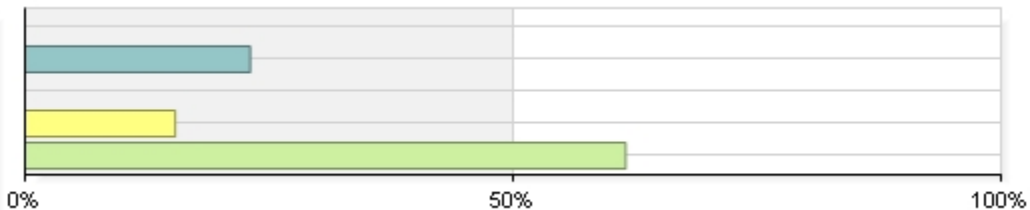
D-1. The course instructor (**Bulent Esentepe**) responded respectfully to students' questions.



Statistics	Value
Mean	4.7
Median	5.0
Mode	5
Standard Deviation	0.5

F-1. The course instructor (Bulent Esentepe) encouraged students to express their own ideas in the class.

1 Not At All	0	0%
2 Somewhat	3	23%
3 Moderately	0	0%
4 Mostly	2	15%
5 A Great Deal	8	62%
Total	13	



Statistics	Value
Mean	4.2
Median	5.0
Mode	5
Standard Deviation	1.3