

## Description of Your Report

Your Course Evaluation Report contains up to four sets of items, represented in up to four sections in your report, described below.

### Sets of Items:

#### Institutional Items

These eight items are consistent across the University of Toronto. They are comprised of:

- Five rating-scale items which represent institution-wide teaching and learning priorities.
  - **The institutional composite mean, a mathematical average of these first five items.**
- One rating-scale item on the overall quality of a student's learning experience.
- Two qualitative comment items.

#### Divisional Items

These items are consistent across your division. They represent division-wide priorities for teaching and learning.

#### Departmental/Program/Course-Type Items

These items (when applicable) represent further levels of granularity and specificity for teaching and learning priorities within your division (e.g., department, program, course type).

#### Instructor-Selected Items

These items are optional items which may be selected from the item bank by instructors during the question personalization period.

- **Note that the results from these items are only reported to instructors as they are primarily intended to function as personal formative feedback.**

## Report Sections

The following provide different statistical summaries and representations for your institutional, divisional, and departmental/programmatic items (where appropriate).

### Section 1: Course Evaluation Overview

Provides all course evaluation data except instructor-selected items.

### Section 2: Response Distributions and Additional Statistics

Provides detailed response distributions.

- The number and relative percentage of respondents providing a given answer is provided, along with a graphical representation.
- This section also reports further statistics for each set of items relative to Section 1.

### Section 3: Comparative Data

Provides comparative means for your course as compared to the relevant means across *all other evaluated courses at a particular level of comparison (e.g., division, program)* for each set of items.

The following section provides detailed response distributions and statistics for the instructor-selected items (if selected).

### Section 4: Instructor-Selected Items

Provides data for optional items that instructors can select from the item bank during the question personalization period. This section is formatted identically to Section 2.

## Statistical Terms Used in this Report

**Mean:** The mathematical average. This measure is the most sensitive, and can be greatly affected by extreme and/or divergent scores.

**Median:** The middle value when all responses are ordered. This measure is less affected by extreme and/or divergent scores.

**Mode:** The most frequently occurring score.

**Standard deviation:** A measure of the “spread” of the data.

## Section 1: Course Evaluation Overview

This section provides a basic summary of each set of items.

**Mean:** The mathematical average. This measure is the most sensitive, and can be greatly affected by extreme and/or divergent scores.

**Median:** The middle value when all responses are ordered. This measure is less affected by extreme and/or divergent scores.

Course Name: Linear Algebra II MAT224H1-F-LEC0101	Instructor: Bulent Esentepe
Division: ARTSC	Section: LEC0101
Session: F	Report Generation Date: <i>January 19, 2018</i>

Session codes: *F = First/Fall, S = Second/Winter*

Raters	Students
Responded	41
Invited	112

### Part A. Core Institutional Items

Scale: 1 - Not At All 2 - Somewhat 3 - Moderately 4 - Mostly 5 - A Great Deal

Question	Summary	
	Mean	Median
I found the course intellectually stimulating.	4.1	4.0
The course provided me with a deeper understanding of the subject matter.	4.3	4.0
The instructor ( <a href="#">Bulent Esentepe</a> ) created an atmosphere that was conducive to my learning.	4.4	5.0
Course projects, assignments, tests, and/or exams improved my understanding of the course material.	4.3	5.0
Course projects, assignments, tests and/or exams provided opportunity for me to demonstrate an understanding of the course material.	4.2	4.0
<b>Institutional Composite Mean</b>	4.3	-

Scale: 1 - Poor 2 - Fair 3 - Good 4 - Very Good 5 - Excellent

Question	Summary	
	Mean	Median
Overall, the quality of my learning experience in this course was:	3.9	4.0

## 7. Please comment on the overall quality of the instruction in this course.

Comments
Very clear and precise.
On know how to write on the board! Tons of notes to take, give little examples and prove theorems poorly
I found the overall quality of the instruction in this course to be great. The weekly problem sets and quizzes helped keep me on top of the current material, and gain a better understanding of the material. Professor Ozgur Esentepe's teaching methods were great and also gave me a better understanding of the material.
Ozgur is the most amazing professor I have had and I can't believe he is only a PhD student. It's so rare — give him all of the opportunities in the world because he deserves it.
I enjoyed this course, it allowed me to understand Linear Algebra more deeply.
The professor's lectures were intriguing and he made it easy to focus during class time. Tutorials were a little too fast paced and didn't significantly help with my understanding.
The instruction quality in this course was good – all content was clearly presented and explained, and all important connections between content were emphasized. Questions were answered in a clear, helpful manner, and the instructor did his best to keep the class engaged throughout each lecture. There were some ideas that were tougher to understand than others, but these were usually also the topics covered over a greater period of time.
In this course the tutorials feel like part of the course instruction, not just the learning support, but it works out well.
The prof was good, he engaged the class and always answered questions. He made the material more interesting.
Long proving is pretty boring, sometimes, we have definitions inside of the prove, that makes me confuse sometimes but the examples are clearly and easily to understand
Na
Kind of boring for the lecture, but overall it is a good course.
The instructor've taught us linear algebra vividly, and he's such a great guy who can answer our questions patiently.
excellent
Excellent
My instructor was excellent, especially for a grad student.
Whole lectures were really interesting although it was the first time I listened to mathematics major, therefore, hard to catch the way of lecture flows. However, the contents of the book and course lectures are totally different that sometimes it makes hard to understand.
I hope there's more relational flow between the course lecture and the one in the book.
Very good!
He was a good professor; gave examples, taught the course with enthusiasm, etc. I have nothing to say bad about the prof.
OZGUR is GENIUS and very approachable !! easy to understand, but the book is piece of CRAP!!!! that Damiano, whatever even the TA says its s"t. CHANGE THE BOOK FOR GOD's sakes. Have some mercy on students! this book is utter and total garbage, i spent hours to decode this piece of crap and still dont understand some of it!
I felt like this class was one of my favorites that i took this semester. it was a required class so it was mandatory that i took it however i am extremely glad that i took it with this prof. he was smart and also his notes were easy to understand.
The overall quality of the instruction in this course is pretty good, I learned a lot from this course.
Ozgur Esentepe is a great man and instructor. He can deliver the material in an interesting manner and make relevant nice jokes! BUT, the course book is bad, it is not a great book, because of lack of examples. I believe that UofT could deliver better teaching experience considering the amount we pay. We live in 21–st century, and math can be taught with aid of technology, by showing the concepts with graphics which depict the material way better than the book. UOFT, please at least show some endeavor to improve courses by using more technology and this would be a great deal to excel from other universities which are direct competitors. And honestly, for the love of God and all good in this world, CHANGE THE BOOK!
I personally did not get anything out of the lectures. This is because my writing pace is somewhat slow and during the

### Comments

lectures I felt like I had to race to copy everything down. While i was focused on copying down what was on the board, I was not able to comprehend what I was writing down and also not follow what the lecturer was saying. I do not think I am alone in thinking this; whenever the lecturer asked if there were any questions, usually nobody would raise their hands. I think the reason for this isn't that everybody understands the material perfectly, but rather that they have not had time to comprehend the concepts that have just been introduced before they moved on to the next subject. This lack of comprehension is reflected in the very low midterm averages. I found that reading the textbook, attending tutorials, and doing assignments were much more helpful than attending lectures.

I only even went to Ozgur's lectures, and I can say that they were quite good.

Esentepe was a great instructor. Although the late release of the problem sets and the lack of answers was annoying and lowered my ability to learn the material.

## 8. Please comment on any assistance that was available to support your learning in this course.

### Comments

Professor and TA's were always available and there were many office hours a week.

Please post answer of the assignments and tutorial!!!

Weekly office hours were available to support my learning in this course. Also, the weekly problem sets provided a way to practice the material and support my learning in this course.

I had a wonderful TA, Esme and there were helpful office hours with Sean Uppal.

Problem Sets were helpful for the evaluations. Also, there were many office hours to help students, which I found very helpful.

There were many office hrs offered throughout each week, including additional ones before exams. Furthermore, TAs were available to answer questions about the content during tutorials, and the instructor was fairly responsive over email.

Having the Math Aid Centre hours on top of the tutorials and office hours is very helpful for students with additional questions.

The tutorials were useful although the TA wasn't always prepared.

A more clear Textbook?

Na

The problem set is a great supplementary material for this course, and it's extremely useful for everyone in the class.

Excellent

My tutorial TA was solid.

There were office hours.

YOUTUBE and his excellency OZGUR!!!

The TA for this class was good and he was easy to approach.

The tutorials, weekly problem set and review sessions.

The TA was okay

Both the TAs and Esentepe were great.

## Part B. Divisional Items

Scale: 1 - Not At All 2 - Somewhat 3 - Moderately 4 - Mostly 5 - A Great Deal

Question	Summary	
	Mean	Median
FAS001 The instructor ( <a href="#">Bulent Esentepe</a> ) generated enthusiasm for learning in the course.	4.3	4.5

Scale: 1 - Very Light 2 - Light 3 - Average 4 - Heavy 5 - Very Heavy

Question	Summary	
	Mean	Median
FAS002 Compared to other courses, the workload for this course was...	3.5	3.0

Scale: 1 - Not At All 2 - Somewhat 3 - Moderately 4 - Mostly 5 - Strongly

Question	Summary	
	Mean	Median
FAS003 I would recommend this course to other students.	3.6	4.0

## Part C: Departmental Items

Scale: 1 - Not At All 2 - Somewhat 3 - Moderately 4 - Mostly 5 - A Great Deal

Question	Summary	
	Mean	Median
The course instructor ( <a href="#">Bulent Esentepe</a> ) explained concepts clearly.	4.2	5.0

Scale: 1 - Not At All 2 - Somewhat 3 - Moderately 4 - Mostly 5 - A Great Deal

Question	Summary	
	Mean	Median
The course instructor ( <a href="#">Bulent Esentepe</a> ) was approachable.	4.3	5.0

Scale: 1 - Not At All 2 - Somewhat 3 - Moderately 4 - Mostly 5 - A Great Deal

Question	Summary	
	Mean	Median
The course instructor ( <a href="#">Bulent Esentepe</a> ) answered questions clearly.	4.4	5.0

Scale: 1 - Poor 2 - Fair 3 - Good 4 - Very Good 5 - Excellent

Question	Summary	
	Mean	Median
UNIT(OQI) Overall, the quality of instruction provided by ( <a href="#">Bulent Esentepe</a> ) in this course was:	4.4	5.0

## Section 2: Response Distributions and Additional Statistics

This section provides detailed response distributions.

**Mean:** The mathematical average. This measure is the most sensitive, and can be greatly affected by extreme and/or divergent scores.

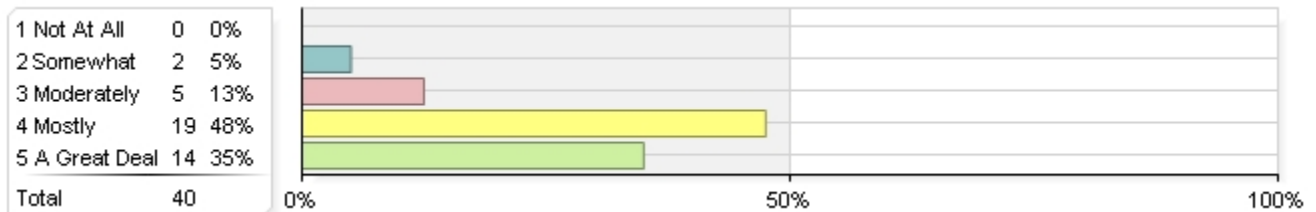
**Median:** The middle value when all responses are ordered. This measure is less affected by extreme and/or divergent scores.

**Mode:** The most frequently occurring score.

**Standard deviation:** A measure of the “spread” of the data.

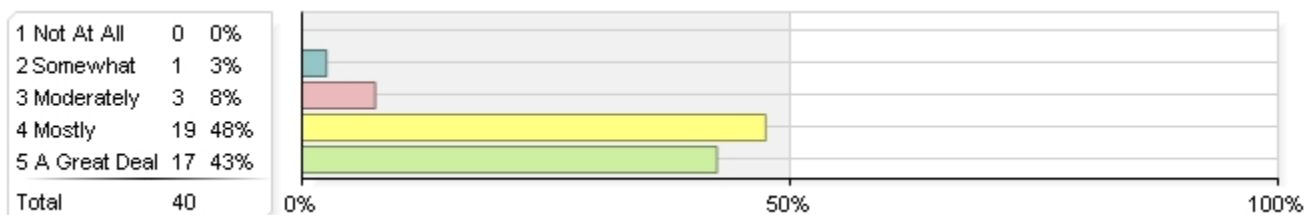
### Part A: Core Institutional Items

#### 1. I found the course intellectually stimulating.



Statistics	Value
Mean	4.1
Median	4.0
Mode	4
Standard Deviation	0.8

#### 2. The course provided me with a deeper understanding of the subject matter.

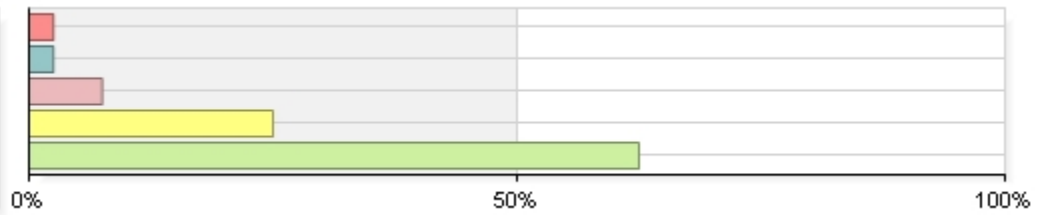


Statistics	Value
Mean	4.3
Median	4.0
Mode	4
Standard Deviation	0.7



3. The instructor (**Bulent Esentepe**) created a course atmosphere that was conducive to my learning.

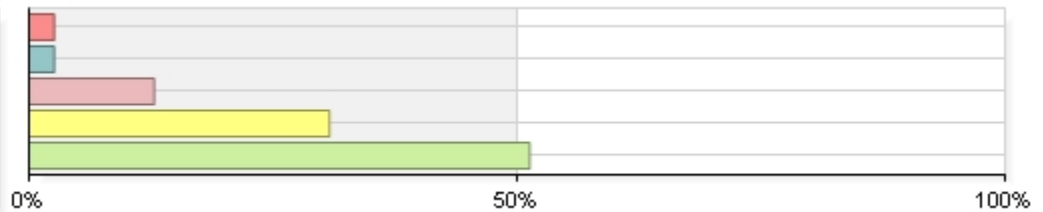
1 Not At All	1	3%
2 Somewhat	1	3%
3 Moderately	3	8%
4 Mostly	10	25%
5 A Great Deal	25	63%
Total	40	



Statistics	Value
Mean	4.4
Median	5.0
Mode	5
Standard Deviation	0.9

**4. Course projects, assignments, tests and/or exams improved my understanding of the course material.**

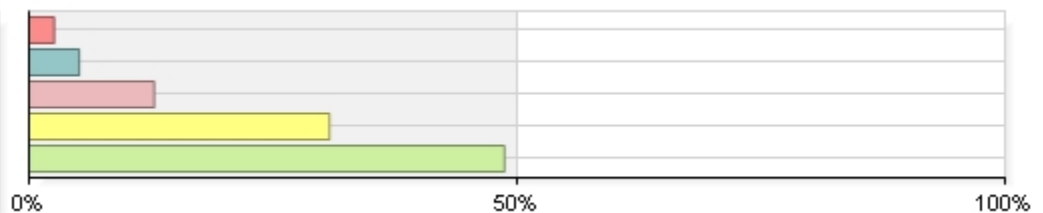
1 Not At All	1	3%
2 Somewhat	1	3%
3 Moderately	5	13%
4 Mostly	12	31%
5 A Great Deal	20	51%
<b>Total</b>	<b>39</b>	



Statistics	Value
Mean	4.3
Median	5.0
Mode	5
Standard Deviation	1.0

**5. Course projects, assignments, tests and/or exams provided opportunity for me to demonstrate an understanding of the course material.**

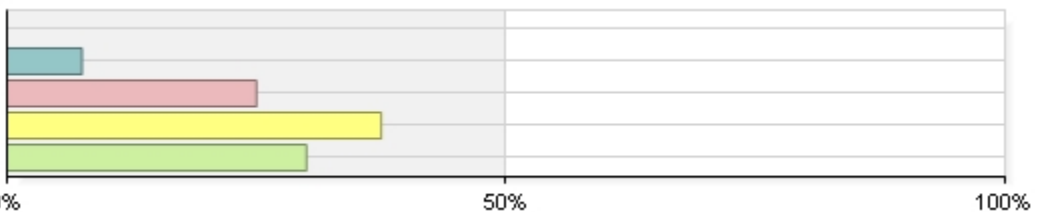
1 Not At All	1	3%
2 Somewhat	2	5%
3 Moderately	5	13%
4 Mostly	12	31%
5 A Great Deal	19	49%
<b>Total</b>	<b>39</b>	



Statistics	Value
Mean	4.2
Median	4.0
Mode	5
Standard Deviation	1.0

**6. Overall, the quality of my learning experience in this course was....**

1 Poor	0	0%
2 Fair	3	8%
3 Good	10	25%
4 Very Good	15	38%
5 Excellent	12	30%
<b>Total</b>	<b>40</b>	

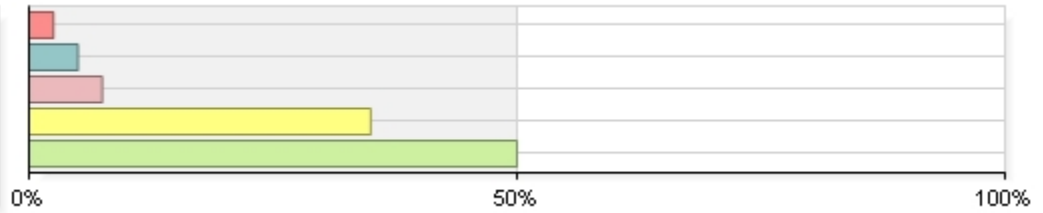


Statistics	Value
Mean	3.9
Median	4.0
Mode	4
Standard Deviation	0.9

## Part B. Divisional Items

The instructor (**Bulent Esentepe**) generated enthusiasm for learning in the course.

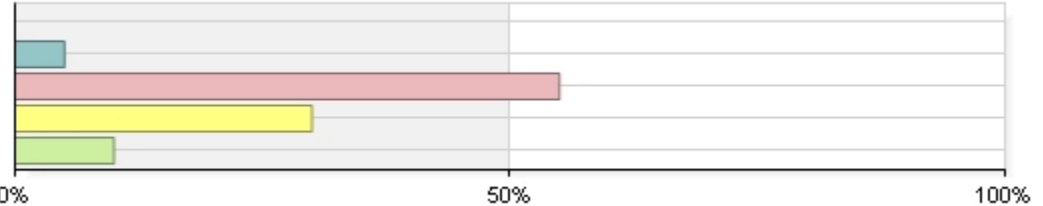
1 Not At All	1	3%
2 Somewhat	2	5%
3 Moderately	3	8%
4 Mostly	14	35%
5 A Great Deal	20	50%
<b>Total</b>	<b>40</b>	



Statistics	Value
Mean	4.3
Median	4.5
Mode	5
Standard Deviation	1.0

Compared to other courses, the workload for this course was...

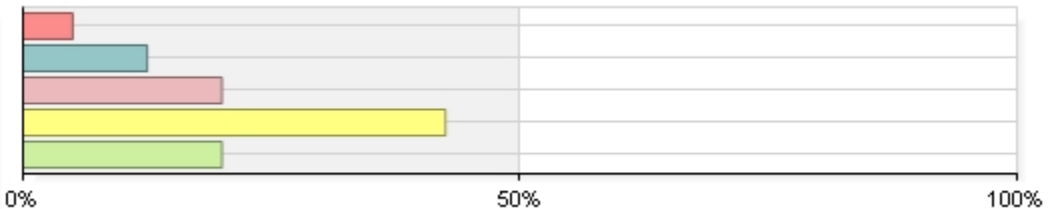
1 Very Light	0	0%
2 Light	2	5%
3 Average	22	55%
4 Heavy	12	30%
5 Very Heavy	4	10%
<b>Total</b>	<b>40</b>	



Statistics	Value
Mean	3.5
Median	3.0
Mode	3
Standard Deviation	0.7

I would recommend this course to other students.

1 Not At All	2	5%
2 Somewhat	5	13%
3 Moderately	8	20%
4 Mostly	17	43%
5 Strongly	8	20%
<b>Total</b>	<b>40</b>	

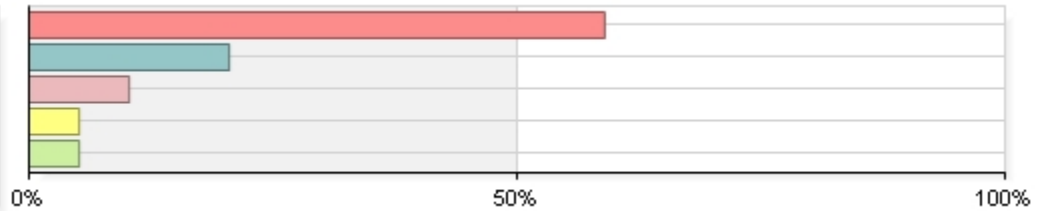


Statistics	Value
Mean	3.6
Median	4.0
Mode	4
Standard Deviation	1.1

## Part C. Departmental Items

The course instructor (**Bulent Esentepe**) explained concepts clearly.

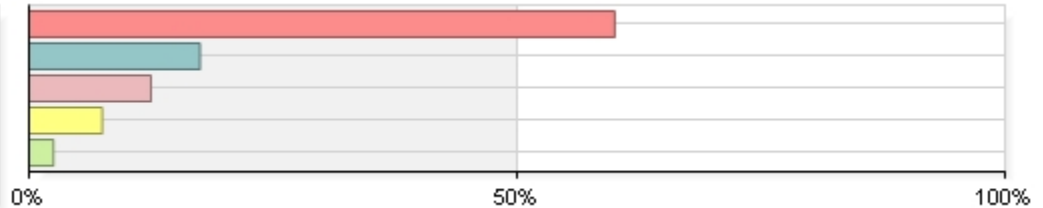
5 A Great Deal	23	59%
4 Mostly	8	21%
3 Moderately	4	10%
2 Somewhat	2	5%
1 Not At All	2	5%
<b>Total</b>	<b>39</b>	



Statistics	Value
Mean	4.2
Median	5.0
Mode	5
Standard Deviation	1.2

The course instructor (**Bulent Esentepe**) was approachable.

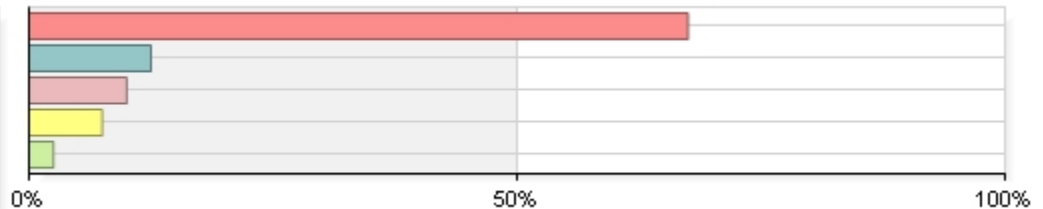
5 A Great Deal	24	60%
4 Mostly	7	18%
3 Moderately	5	13%
2 Somewhat	3	8%
1 Not At All	1	3%
<b>Total</b>	<b>40</b>	



Statistics	Value
Mean	4.3
Median	5.0
Mode	5
Standard Deviation	1.1

The course instructor (**Bulent Esentepe**) answered questions clearly.

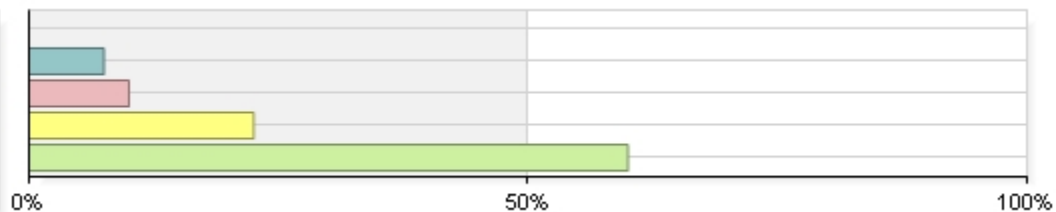
5 A Great Deal	27	68%
4 Mostly	5	13%
3 Moderately	4	10%
2 Somewhat	3	8%
1 Not At All	1	3%
<b>Total</b>	<b>40</b>	



Statistics	Value
Mean	4.4
Median	5.0
Mode	5
Standard Deviation	1.1

Overall, the quality of instruction provided by **(Bulent Esentepe)** in this course was:

1 Poor	0	0%
2 Fair	3	8%
3 Good	4	10%
4 Very Good	9	23%
5 Excellent	24	60%
Total	40	



Statistics	Value
Mean	4.4
Median	5.0
Mode	5
Standard Deviation	0.9

## Section 3. Comparative Data

### Section 3: Comparative Data

This section provides comparative means for your course as compared to the relevant means across *all other evaluated courses at a particular level of comparison (e.g., division, program)* for each set of items.

#### Part A. Core Institutional Items

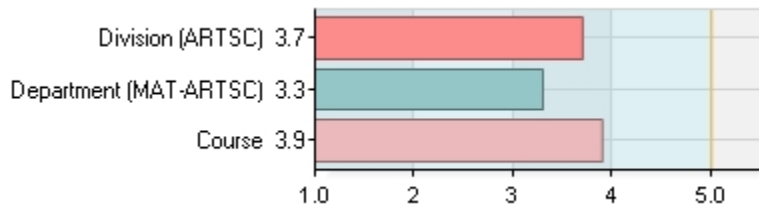
Scale: 1 - Not At All 2 - Somewhat 3 - Moderately 4 - Mostly 5 - A Great Deal



### Section 3. Comparative Data (continued)

Scale: 1 - Poor 2 - Fair 3 - Good 4 - Very Good 5 - Excellent

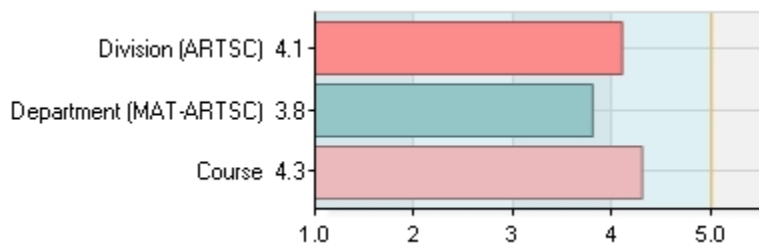
6. Overall, the quality of my learning experience in this course was:



#### Part B. Divisional Items

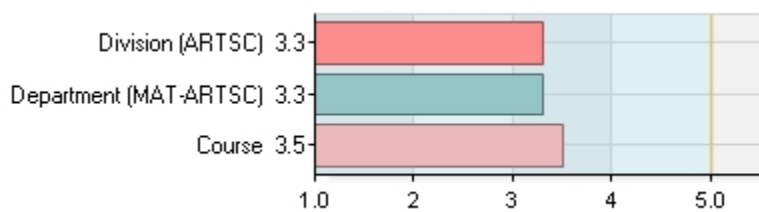
Scale: 1 - Not At All 2 - Somewhat 3 - Moderately 4 - Mostly 5 - A Great Deal

9. The instructor generated enthusiasm for learning in the course.



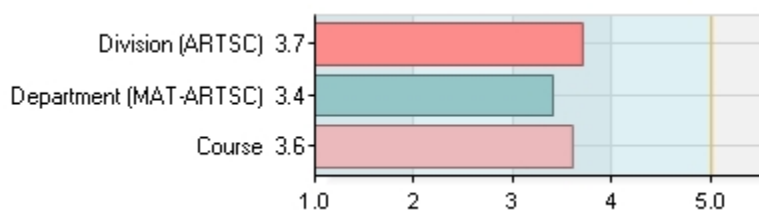
Scale: 1 - Very Light 2 - Light 3 - Average 4 - Heavy 5 - Very Heavy

10. Compared to other courses, the workload for this course was:



Scale: 1 - Not At All 2 - Somewhat 3 - Moderately 4 - Mostly 5 - Strongly

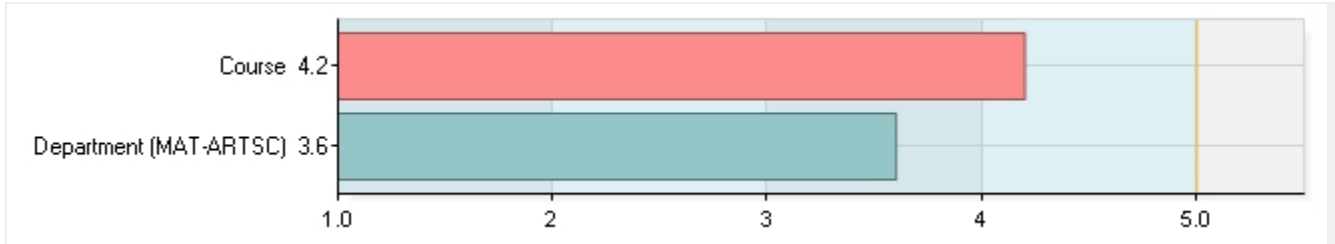
11. I would recommend this course to other students.



## Part C: Departmental Items

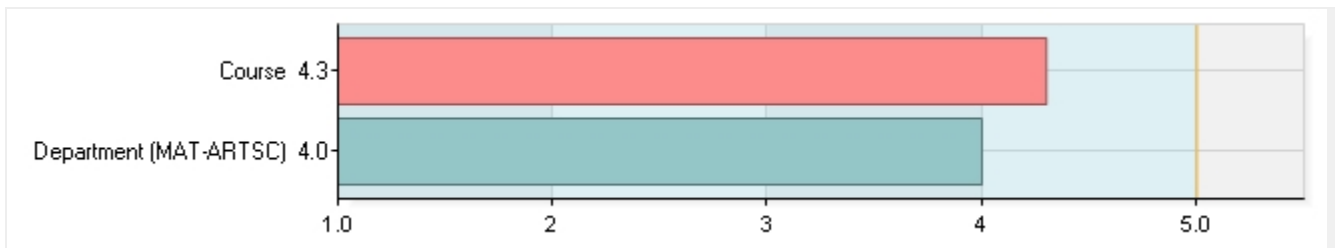
The course instructor (**Bulent Esentepe**) explained concepts clearly.

Scale: 1 - Not At All 2 - Somewhat 3 - Moderately 4 - Mostly 5 - A Great Deal



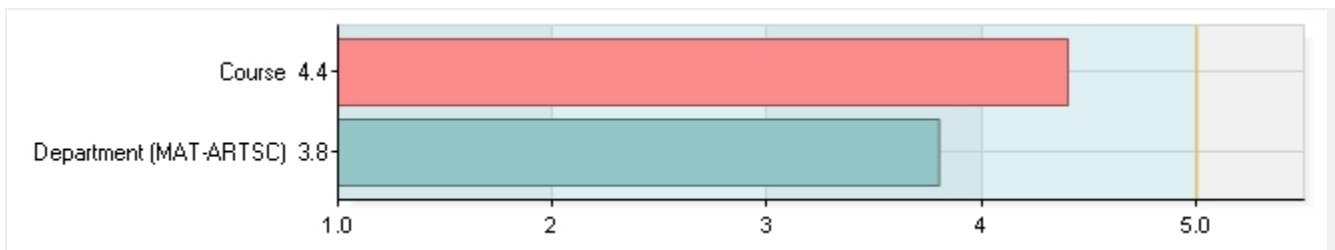
The course instructor (**Bulent Esentepe**) was approachable.

Scale: 1 - Not At All 2 - Somewhat 3 - Moderately 4 - Mostly 5 - A Great Deal



The course instructor (**Bulent Esentepe**) answered questions clearly.

Scale: 1 - Not At All 2 - Somewhat 3 - Moderately 4 - Mostly 5 - A Great Deal



Overall, the quality of instruction provided by (**Bulent Esentepe**) in this course was:

