

Definition.

$$\exp(z) = e^z := \sum_{n=0}^{\infty} \frac{z^n}{n!} = 1 + z + \frac{z^2}{2} + \frac{z^3}{6} + \dots$$

For any $R > 0$, $\frac{R^n}{n!} \rightarrow 0$ as $n \rightarrow \infty$ (Prove it!). Thus $\exp(z)$ exists for any $z \in \mathbb{C}$, an entire function.

$$(e^z)' = \sum_{n=0}^{\infty} \left(\frac{z^n}{n!}\right)' = \sum_{n=1}^{\infty} \frac{n z^{n-1}}{n!} = \sum_{n=1}^{\infty} \frac{z^{n-1}}{(n-1)!} = e^z$$

Consider $f(z) = e^z e^{a-z}$ for a fixed $a \in \mathbb{C}$. Then:

$$f'(z) = e^z \cdot e^{a-z} + -e^z \cdot e^{a-z} = 0.$$

so $f(z) \equiv f(0) = \text{a constant}$, $f(0) = e^a$.

so, we have, for any $a, z \in \mathbb{C}$: $e^z e^{a-z} = e^a$.

Let $w = a - z$. Then $\forall z, w \in \mathbb{C}$:

$$\boxed{e^z \cdot e^w = e^{z+w}}$$


If $z = x + iy$, then $e^z = e^x e^{iy}$.

Observe: $e^{\bar{z}} = \sum \frac{\bar{z}^n}{n!} = \overline{e^z}$. so $|e^z|^2 = e^z e^{\bar{z}} = e^{2x}$,
so $|e^z| = e^x$. $|e^{iy}| = 1$.

e^{iy} lies on the unit circle.

$$e^{iy} = \sum_{n=0}^{\infty} \frac{(iy)^n}{n!} = \sum_{n=0}^{\infty} \frac{(-1)^n y^{2n}}{(2n)!} + i \sum_{n=0}^{\infty} \frac{(-1)^n y^{2n+1}}{(2n+1)!} = \cos y + i \sin y = \text{cis}(y)$$

Euler's formula.



Leonard Euler

$$\boxed{y \in \arg e^z}$$

In particular, $\boxed{e^{\pi i} = -1}$.

$$e^{2\pi i} = 1, \text{ so } e^z = e^{z+2k\pi i} \text{ - exponent is } 2\pi i \text{-periodic.}$$

Logarithm.

e^w - the complex number with $|e^w| = e^{\text{Re} w}$, $\text{Im} w \in \arg w$.

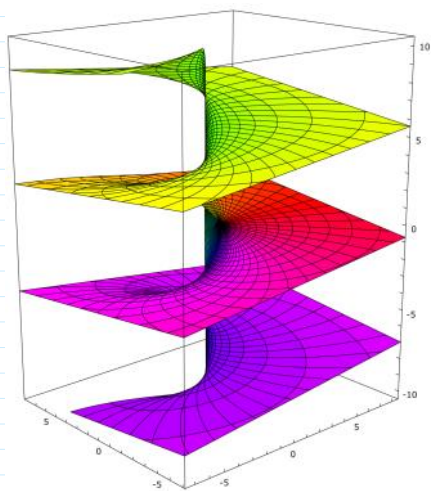
Solve $z = e^w$

$z = 0$ - no solutions! (log 0 - not defined).

$z \neq 0$. $\text{Re} w = \log |z|$ - the usual logarithm of a positive $|z|$

$\text{Im} w \in \arg z$ - many possible values!

$\log z = \log|z| + i \arg z$ - multivalued function!



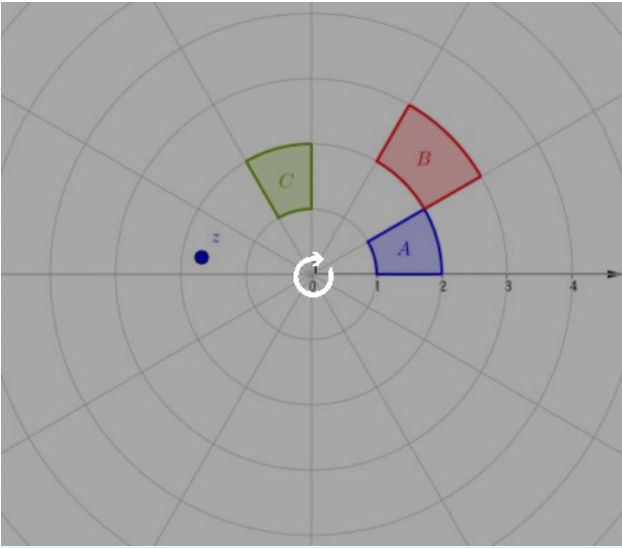
$\text{Log } z := \log|z| + i \text{Arg } z$ - principle value of logarithm. $\pi \geq \text{Arg } z > -\pi$
Not continuous on $\{ \text{Re } z < 0, \text{Im } z = 0 \}$.

Remark. $e^{\log z} = z$ but $\log e^z = \{ z + 2\pi i \cdot k, k \in \mathbb{Z} \}$.

Def. A continuous function $l(z)$ on a set K is called a branch of $\log z$ if $\forall z: l(z) = \log z$.

Example $l(z) = \text{Log } z$ is a branch on the set $\{ z: -\pi < \text{Arg } z < \pi \} = \mathbb{C} \setminus \mathbb{R}_-$.

[Complex logarithm map \(principal branch\)](#)



Theorem. If $\ell(z)$, a branch of \log , is defined on $B(z_0, r)$, then $\ell(z)$ is analytic on $B(z_0, r)$, and $\ell'(z) = \frac{1}{z}$.

Proof. Analyticity - from homework problem. Also
 $e^{\ell(z)} = z \Rightarrow \ell'(z) = \frac{1}{(e^w)'|_{w=\ell(z)}} = \frac{1}{z}$ ■

Theorem. In $\mathbb{D} (= B(0, 1))$,
 $\text{Log}(1+z) = \sum_{n=1}^{\infty} \frac{(-1)^{n+1} z^n}{n}$.

Proof. Let $\ell(z) = \sum_{n=1}^{\infty} \frac{(-1)^{n+1} z^n}{n}$. Then $\ell'(z) = \sum_{n=0}^{\infty} (-1)^n z^n = \frac{1}{1+z} = (\text{Log}(1+z))'$.

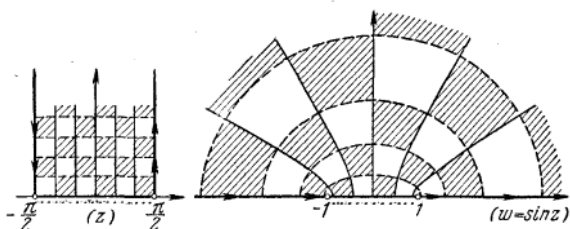
So $\ell(z) - \text{Log}(1+z) \equiv \text{const} = \ell(0) - \text{Log} 1 = 0$ ■

Trigonometric and hyperbolic functions.

Return to Euler equations:

$$\left. \begin{aligned} e^{i\theta} &= \cos\theta + i\sin\theta \\ e^{-i\theta} &= \cos\theta - i\sin\theta \end{aligned} \right\} \Rightarrow \begin{aligned} \cos\theta &= \frac{e^{i\theta} + e^{-i\theta}}{2} \\ \sin\theta &= \frac{e^{i\theta} - e^{-i\theta}}{2i} \end{aligned}$$

Def. $\cos z = \frac{e^{iz} + e^{-iz}}{2}$ $\sin z = \frac{e^{iz} - e^{-iz}}{2i}$.



Same power series:

$$\left. \begin{aligned} \cos z &= \sum_{n=0}^{\infty} \frac{(-1)^n z^{2n}}{(2n)!} \\ \sin z &= \sum_{n=0}^{\infty} \frac{(-1)^n z^{2n+1}}{(2n+1)!} \end{aligned} \right\} 2\pi\text{-periodic}$$

$$\cos^2 z + \sin^2 z = \left(\frac{e^{iz} + e^{-iz}}{2} \right)^2 + \left(\frac{e^{iz} - e^{-iz}}{2i} \right)^2 = 1.$$

$$\cos' z = \left(\frac{e^{iz} + e^{-iz}}{2} \right)' = i \frac{e^{iz} - e^{-iz}}{2} = -\sin z.$$

$$\sin' z = \cos z$$

$$\tan z := \frac{\sin z}{\cos z} = -i \frac{e^{iz} - e^{-iz}}{e^{iz} + e^{-iz}} \quad \pi\text{-periodic}$$

$$\tan(z+\pi) = -i \frac{e^{iz+i\pi} - e^{-iz-i\pi}}{e^{iz+i\pi} + e^{-iz-i\pi}} = -i \frac{(-1) \cdot (-1)}{(-1)} \tan z.$$

$$\tan' z = -i \frac{i(e^{iz} + e^{-iz})^2 - i(e^{iz} - e^{-iz})^2}{(e^{iz} + e^{-iz})^2} = \frac{4}{(e^{iz} + e^{-iz})^2} = \frac{1}{\cos^2 z}$$

Hyperbolic Functions:

$$\cosh z := \frac{e^z + e^{-z}}{2} = \cos(iz) \quad \cosh^2 z - \sinh^2 z = 1$$

$$\sinh z := \frac{e^z - e^{-z}}{2} = i \sin(iz) \quad \cosh' = \sinh$$

$$\sinh' = \cosh$$

$$\operatorname{ctgh} z := \frac{\cosh z}{\sinh z}$$

(cosh t, sinh t)-parameterization
of hyperbola $x^2 - y^2 = 1$.

Inverse Functions:

arctan z:
multivalued!

$$z = \tan w$$

$$z = -i \frac{e^{iw} - e^{-iw}}{e^{iw} + e^{-iw}} \Rightarrow$$

$$e^{2iw} = \frac{1+iz}{1-iz} \stackrel{||:z||}{=} \frac{i-z}{i+z} \Rightarrow \boxed{w = -\frac{i}{2} \log \left(\frac{i-z}{i+z} \right)}$$

$$e^{2iw} = \frac{1+iz}{1-iz} \stackrel{1/z}{=} \frac{i-z}{i+z} \Rightarrow \boxed{w = -\frac{i}{2} \log \left(\frac{i-z}{i+z} \right)}$$

Same way:

$$\operatorname{arcsinh} z = \log \left(z + \sqrt{z^2+1} \right).$$

$$z \neq \pm i$$

$$z = \infty \Rightarrow -\frac{i}{2} \log(-1) = -\frac{i}{2} (\pi i + 2\pi ki) = \frac{\pi}{2} + \pi k \quad \boxed{\frac{\pi}{2} + \pi k}$$